

# Machinery In Austria

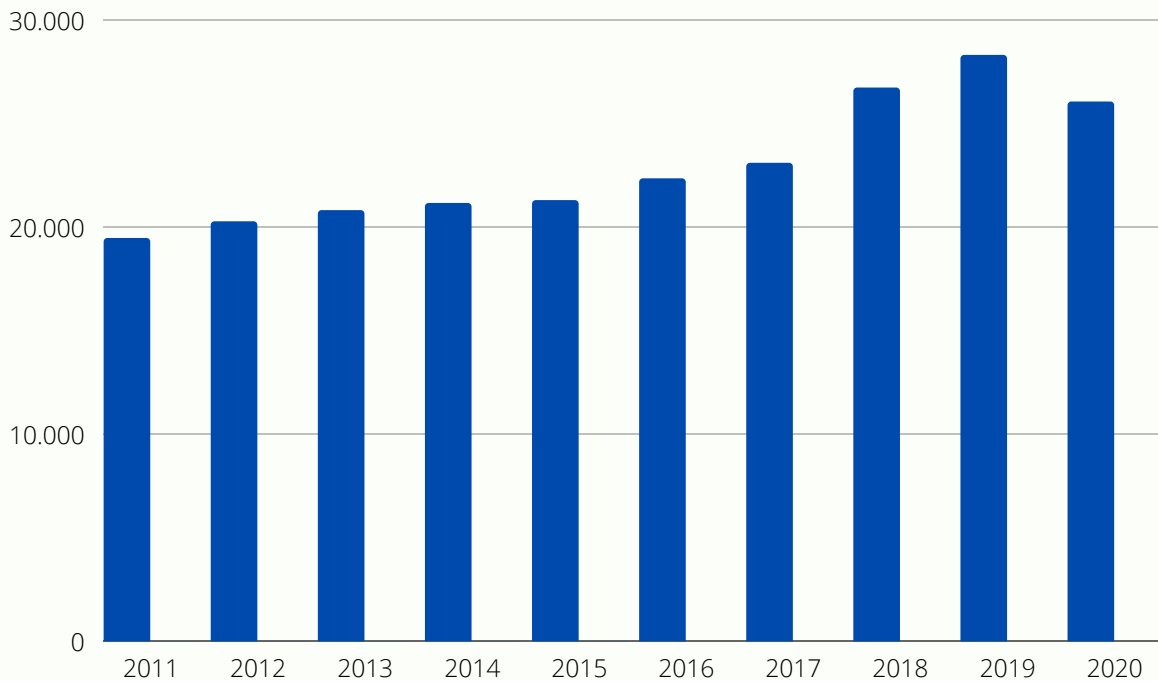
June 2022

Kantgasse 3/1/9, 1010 Vienna  
Austria

Tel.: +43 (0)1 713 07 13  
Fax.: +43 (0)1 713 24 21  
info@anc-legal.com  
www.anc-legal.com

# INTRO

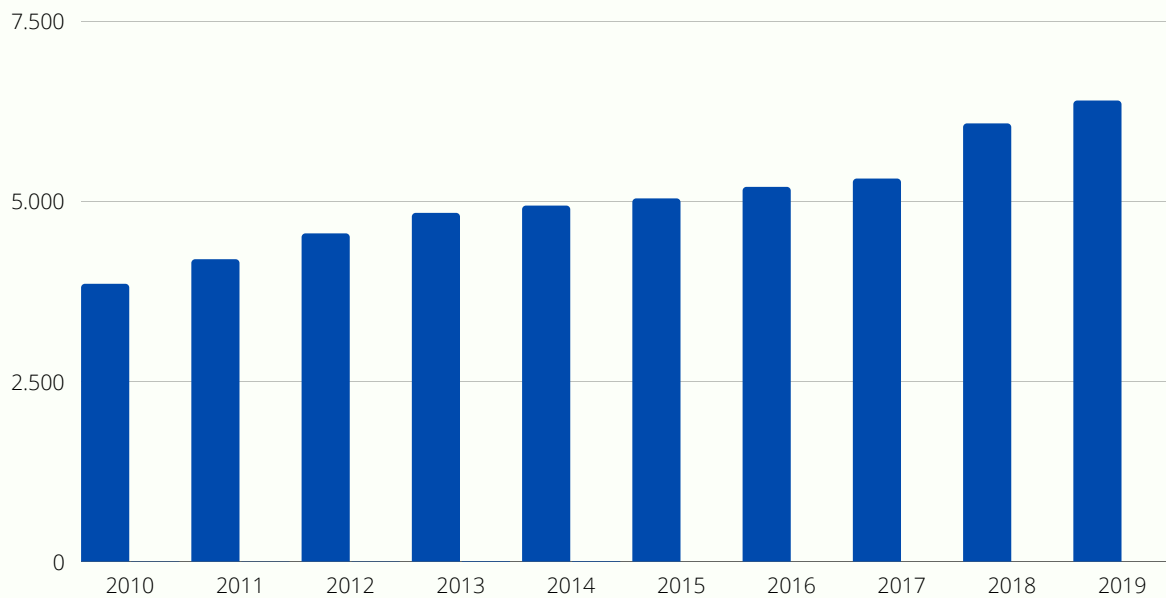
Austria, as an industrialized country, has long manufactured and exported a variety of industrial products. Among the most prominent Austrian products are machinery and equipment in various industries. The turnover of industrial machinery and equipment in Austria experienced a rapid growing trend from 2011 to 2019. But with the coronavirus pandemic in 2020, as shown in the chart below, the industry's turnover declined, reaching approximately **EUR 26 billion** a year. This turnover also includes the sales of goods and services (minus value added) in the defined period (1).



Turnover of the manufacture of machinery and equipment  
n.e.c. industry in Austria from 2011 to 2020 (in million euros)

## PERSONNEL COSTS

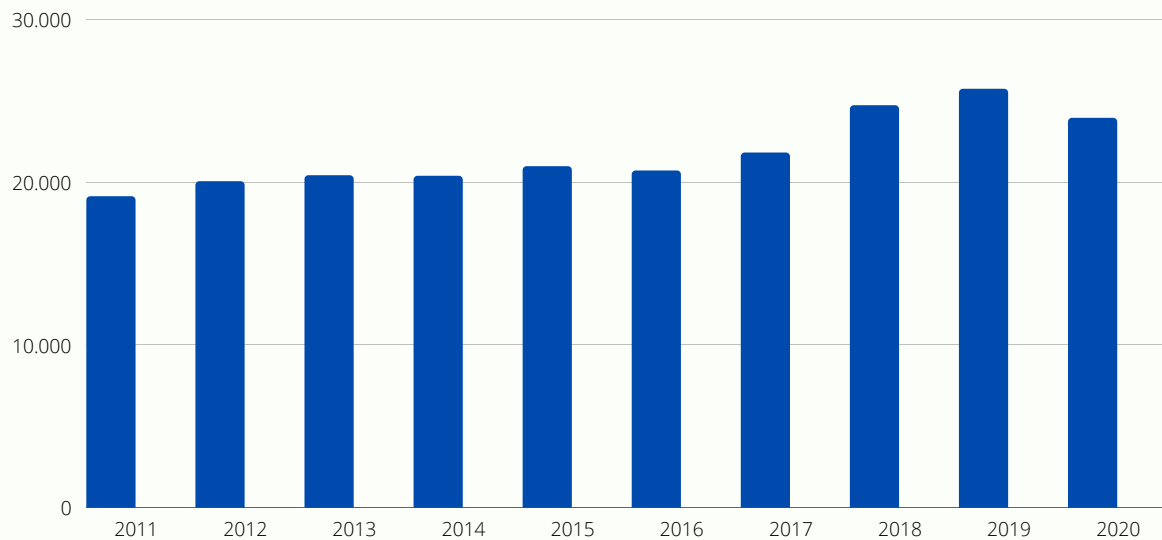
Manufacturing industrial machinery and equipment has increased in recent years, and so have personnel costs, reaching their peak of **EUR 6.4 billion** in 2019. Personnel costs include wages, salaries, employer's social security costs, taxes and incidental expenses. The chart below shows this trend from 2010 to 2019 (2).



Personnel costs of the manufacture of machinery and equipment  
n.e.c. industry in Austria from 2010 to 2019 (in million euros)

## PRODUCTION VALUE

From 2011 to 2019, the production value of industrial machinery and equipment increased in Austria, but in 2020 it declined by **EUR 1.8 billion** compared to the previous year and reached **EUR 23.9 billion**. Production value is defined as turnover, plus or minus the changes in inventory of finished goods, work in process, goods and services purchased for resale, capitalized production and other operating income, excluding subsidies. Revenues and expenses, which are classified as financial or extraordinary in the company's accounts, are excluded from production value (3).



Production value of the manufacture of machinery and equipment  
n.e.c. industry in Austria from 2011 to 2020 (in million euros)

## FOREIGN TRADE

Among the 10 product categories below, machinery and transport equipment has clearly the largest volume in both import and export. In 2020, their import value was worth **EUR 50.4 billion** and their export value **EUR 54.4 billion**. On one hand, based on the numbers below, the trade balance of these products is **EUR 3.9 billion**. On the other hand, by only taking the import and export statistics in the European Union into account, the trade balance adds up to **-EUR 1.8 billion**. The following table shows the import and export statistics in more detail (4).

SITC4 Classification	in total			EU-27		
	Import	Export	Balance of trade	Import	Export	Balance of trade
	in billion €					
<b>in total</b>	144,4	142,6	-1,9	98,8	96,4	-2,4
0 Food & live animals	10,2	8,8	-1,3	8,3	7,1	-1,1
1 Beverages & tobacco	1,0	2,9	1,9	0,8	1,3	0,5
2 Crude materials	5,8	4,3	-1,5	4,1	3,2	-0,9
3 Mineral fuels, lubricants & related materials	8,3	2,8	-5,4	4,3	2,4	-1,8
4 Animal & vegetable oils, fats and waxes	0,5	0,3	-0,2	0,4	0,3	-0,2
5 Chemicals & related products, n.e.s.	21,0	22,2	1,2	13,7	14,4	0,7
6 Manufactured goods	22,9	28,7	5,8	17,9	20,9	3,1
7 Machinery & transportation equipment	50,4	54,4	3,9	35,6	33,8	-1,8
8 Miscellaneous manufactured articles	21,8	16,0	-5,8	12,7	11,2	-1,5
9 Commodities, n.e.s.	2,5	2,1	-0,4	1,0	1,8	0,8

S: STATISTICS AUSTRIA, January to December 2020. SITC-revised 4. Rounding differences not compensated.

## MARKET

The major export commodity in Austria is the automobile and its components. In 2020, car engines and other means of transportation worth **EUR 6.2 billion** were exported to other countries. The most important export markets for these products were Germany, the United States, the United Kingdom, Belgium and Czech Republic. The following diagram shows the top 10 export destinations of Austrian machinery (5):

1	Germany	EUR 9.640 million
2	USA	EUR 2.647 million
3	France	EUR 1.831 million
4	Switzerland	EUR 1.388 million
5	Italy	EUR 1.330 million
6	China	EUR 1.326 million
7	Poland	EUR 1.156 million
8	Great Britain	EUR 1.005 million
9	Czech Republic	EUR 998 million
10	Hungary	EUR 748 million

Source: Association of the Metal-Working Technology Industry  
Facts & Figures 2020

Other prominent Austrian industries closely working with the machinery and equipment industry are metal working and electronics. The following tables summarize the most important information about these industries. Metal industry is for sure one of the most important industries in Austria with a turnover of **EUR 35.9 billion** and an employment rate of nearly 134,000 employees (5).

Electrical and electronics industry - Key data for 2020

Production Value	EUR 17.2 billion
Employees	66.903
Exports	EUR 16.2 billion
Turnover	EUR 19.3 billion

Source: Association of the Electrical and Electronics Industry  
Annual Report 2020/2021

Metal-working technology industry - Key data for 2020

Turnover	EUR 35.9 billion
Euros R&D expenditure	EUR 1.6 billion
Percentage of family-run businesses	85%
Employees	134.000

Source: Association of the Metal-Working Technology Industry  
Facts & Figures 2020

The chart below shows the most prominent Austrian companies in machinery manufacturing. Andritz AG makes the top of the list with a net income of **EUR 6.69 billion**. The list of top 10 companies in this industry is as follows (5):

Ten largest companies in Austrian machinery industry by net revenue in million Euro (2020)

1	Andritz AG	6.699,60
2	Palfinger AG	1.533,86
3	Engel Ludwig GmbH & Co KG	1.100,00
4	Innio Jenbacher GmbH & Co OG (before: GE Jenbacher GmbH & Co OG)	1.030,00
5	Doppelmayr Holding SE	872,00
6	TGW Logistics Group GmbH	835,80
7	Liebherr - Werk Bischofshofen GmbH	683,55
8	Plasser & Theurer Export von Bahnbaumaschinen GmbH	581,53
9	Liebherr - Werk Nenzing GmbH	437,10
10	Pöttinger Landtechnik GmbH	362,83

Source: Trend Top 500



## **ANC LEGAL OFFICE & ANC INTERNATIONAL CONSULTING SERVICES**

Registering a company is the starting point of the process of creating and running a successful and professional business in Austria. In this regard, ANC Legal Office is ready to accompany its clients through all stages of company registration in Austria and support them concerning their legal issues such as obtaining residence permit, work permit, health insurance, opening a bank account, etc.

One of the challenges that companies face after registration in Austria is developing and identifying business opportunities, marketing and collaborating with suitable business partners. ANC's specialized team paves the way for the development of your business by drawing you a roadmap. Extensive experience and specialized knowledge in legal and business areas ensure providing the best solutions to individuals and legal entities by this office.

You can communicate with our team in different languages, including English, German, Spanish, French, Italian, Persian and Czech and receive expert advice from us.

For more information about ANC Legal Office and our services, please visit our website.

If you have any questions about this report or require additional information, please contact us.

## References

1. <https://www.statista.com/statistics/413616/turnover-manufacture-machinery-equipment-austria/>

2. <https://www.statista.com/statistics/414939/personnel-costs-manufacture-machinery-equipment-austria/>

3. <https://www.statista.com/statistics/415044/production-value-manufacture-machinery-equipment-austria/>

4. Statista Austria

5. [https://www.advantageaustria.org/ae/zentral/branchen/anlagenbau\\_smart-factory/zahlen-und-fakten/zahlen-und-fakten.en.html](https://www.advantageaustria.org/ae/zentral/branchen/anlagenbau_smart-factory/zahlen-und-fakten/zahlen-und-fakten.en.html)



Kantgasse 3/1/9, 1010 Vienna  
Austria

Tel.: +43 (0)1 713 07 13  
Fax.: +43 (0)1 713 24 21  
[info@anc-legal.com](mailto:info@anc-legal.com)  
[www.anc-legal.com](http://www.anc-legal.com)